

NYCDOE ZOOM
Account



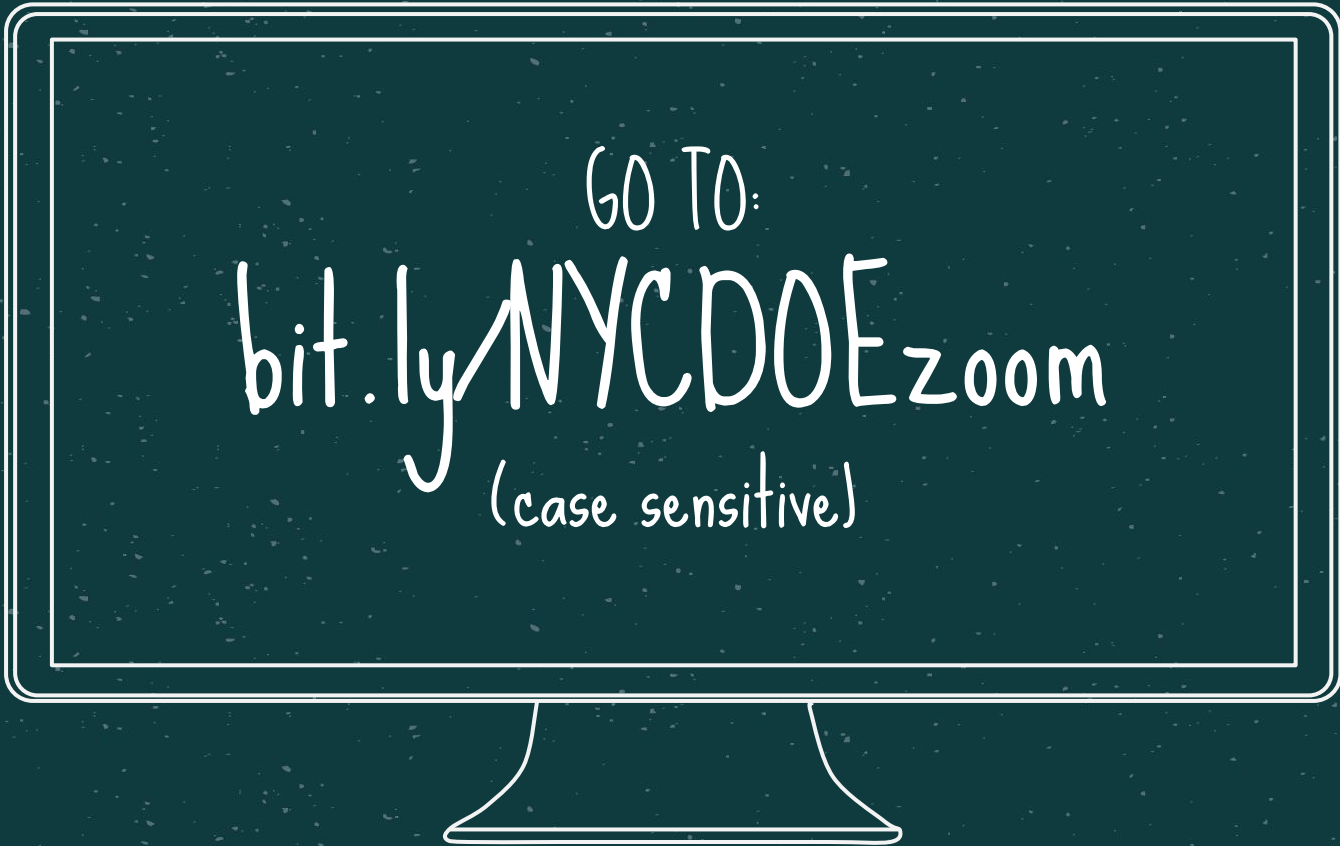
GOALS FOR TODAY:

1. You will be able to look up your NYCDOE username
2. You will create a Zoom account through the NYCDOE
3. You will know troubleshooting steps
4. You will know how to log into Zoom for class

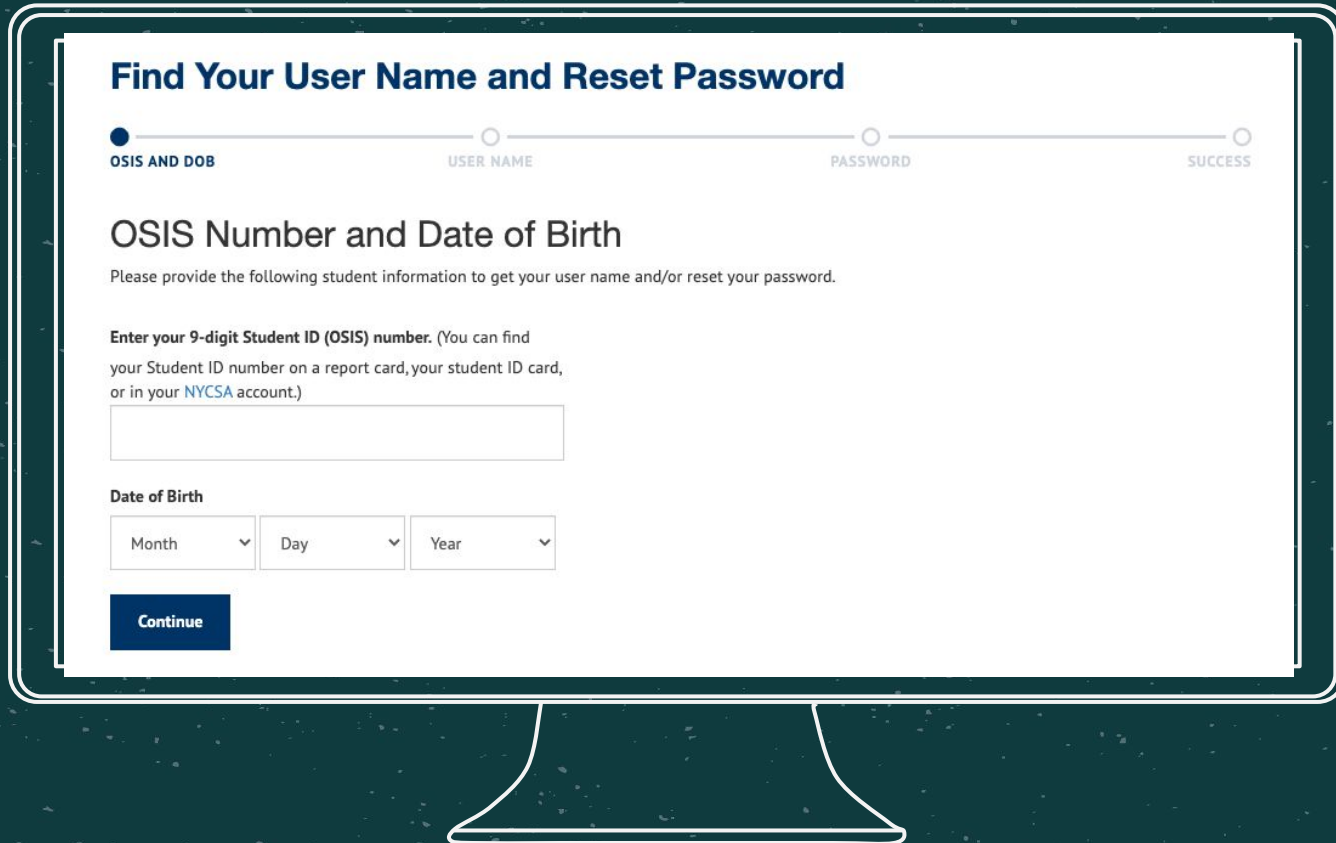
Determine your NYCDOE Username

GO TO:

bit.ly/NYCDOEzoom
(case sensitive)



Look up your username at the website



Find Your User Name and Reset Password

Progress bar: OSIS AND DOB (filled), USER NAME (empty), PASSWORD (empty), SUCCESS (empty)

OSIS Number and Date of Birth

Please provide the following student information to get your user name and/or reset your password.

Enter your 9-digit Student ID (OSIS) number. (You can find your Student ID number on a report card, your student ID card, or in your [NYCSA](#) account.)

Date of Birth

Month: Day: Year:


Continue

Enter your OSIS number and your birthday. Then click "CONTINUE"

WRITE DOWN YOUR USERNAME!

It ends with:

@nycstudents.net



SET YOUR PASSWORD TO
YOUR OSIS NUMBER



NOW TIME TO SET
UP YOUR ZOOM
ACCOUNT!

Go to nycdoe.zoom.us



Click "SIGN-IN"



CLICK "SIGN IN"



Sign In

User name / Email

Password

Sign In

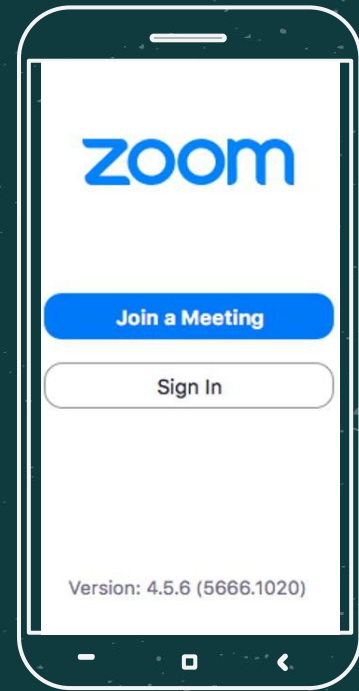

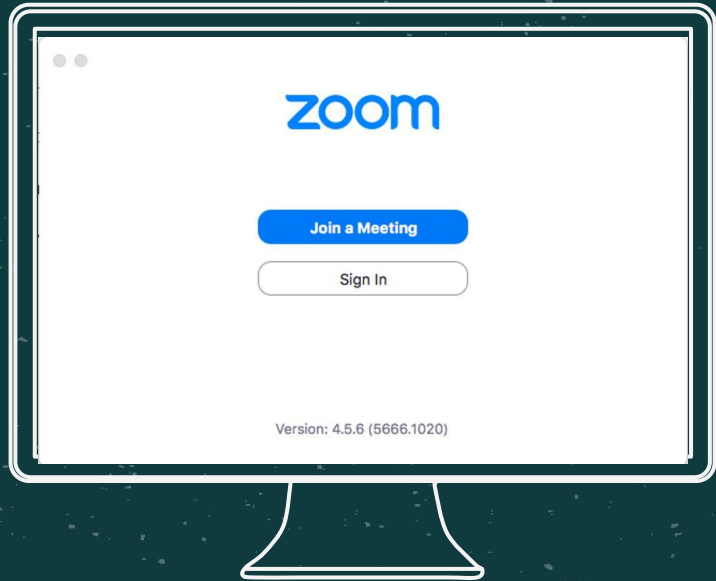
Make sure you include @nycstudents.net at the end of your username!

Your password is what you just set, hopefully your OSIS number

YOU SHOULD
NOW BE SET
TO USE ZOOM!



ZOOM HAS AN APP FOR COMPUTERS, TABLETS, AND PHONES.
YOU SHOULD DOWNLOAD IT ON YOUR MAIN DEVICE.



What do I do when it is time for class?

1. Go to nycdoe.zoom.us and log in
2. Click on the link your teacher provided

THAT DIDN'T WORK

You can also "join" from `nycdoe.zoom.us` using
the meeting ID and password
(we will practice this next!)

Go to `nycdoe.zoom.us`



LET'S PRACTICE.
JOIN MY ZOOM:

Hello

my name is

Meeting ID:

Password: